

Scaled data based on original data using  
LM-79-08 Approved Method: Electrical and Photometric Measurements of Solid-  
State Lighting Products

Test Report Prepared for  
Cooper Lighting Solutions  
(formerly Eaton)

Brand: McGRAW-EDISON

Report Number: P199987

Luminaire Tested: **GWC-AF-01-LED-E1-SL4-7030-600**

Issue Date: 3/3/2020

**Test Information**

Test Method: LM-79-08  
Report Number: P199987  
TEST IS SCALED FROM IESNA LM-79-08 TEST DATA (P24294)  
Test Lab: INNOVATION CENTER P2  
Issue Date: 3/3/2020  
Manufacturer: COOPER LIGHTING SOLUTIONS (FORMERLY EATON)  
Product Line: MCGRAW-EDISON  
Catalog Number: GWC-AF-01-LED-E1-SL4-7030-600  
Description: GALLEON WALL LUMINAIRE  
(1) 70 CRI, 3000K, 615mA LIGHTSQUARE WITH 16 LEDS EACH AND TYPE IV SPILL  
LIGHT ELIMINATOR OPTICS  
Light Source: -  
Ballast/Driver: ELECTRONIC DRIVER

**Summary**

Lumens per Lamp: N/A  
Luminaire Lumens: 3849.2 lumens  
Efficiency: N/A  
Efficacy: 113.2 lumens/watt  
Luminous Opening: Rectangular (W 0.5' x L: 0.5' x H: 0')  
IES Classification: Type IV - Short - Semi-Cutoff  
BUG Rating: B1 - U0 - G2

Input Watts (W): 34  
Input Voltage (V): NR  
Input Current (Ain): NR  
Voltage Rise (V): NR  
Power Factor: NR  
Total Harmonic Distortion (THDi): NR  
Frequency (hertz): 60  
Stabilization Time: NR  
Operation Time: NR  
Ambient Temperature (°C): NR  
Test Distance: 25 FT

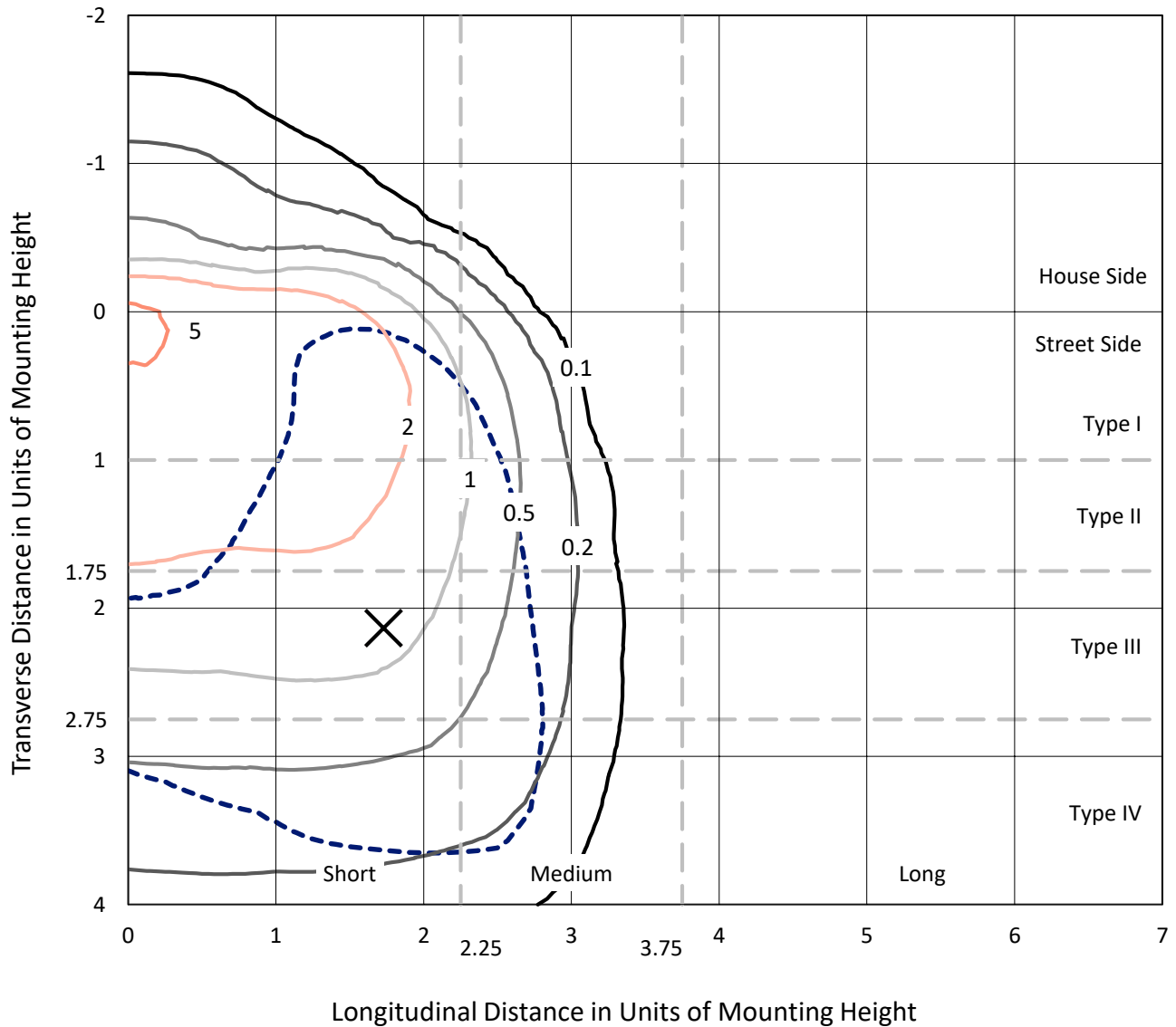


REPORT NUMBER: P199987

CATALOG NUMBER: GWC-AF-01-LED-E1-SL4-7030-600

### Iso-Footcandle Lines of Horizontal Illumination

✕ Max cd  
 - - - 1/2 Max cd

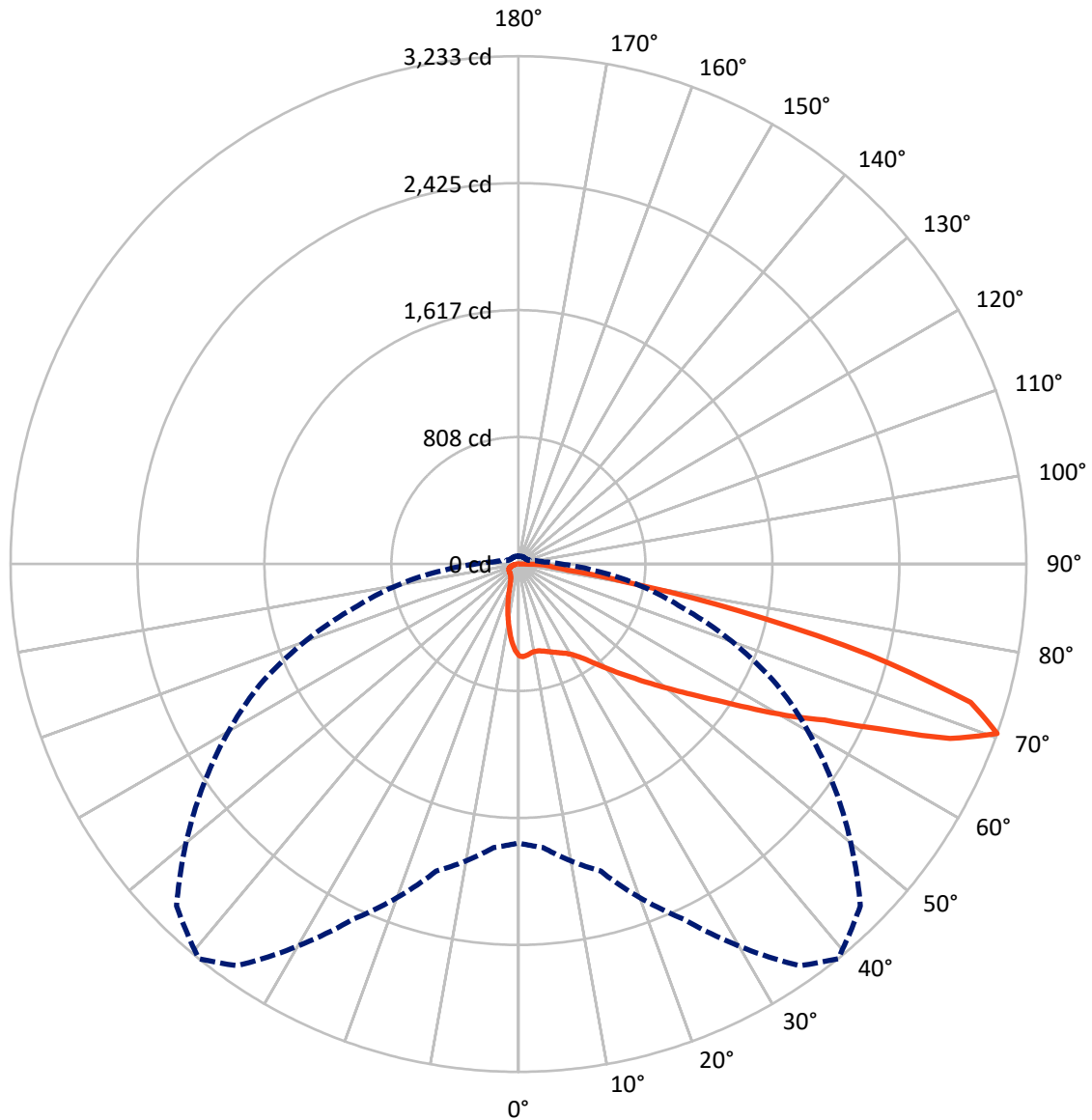


Based on 10 foot mounting height. Maximum calculated value = 5.8 fc  
 Type IV - Short - Semi-Cutoff

REPORT NUMBER: P199987

CATALOG NUMBER: GWC-AF-01-LED-E1-SL4-7030-600

### Luminous Intensity Polar Plot



— Vertical Plane Through 39-Deg Lateral      - - - Horizontal Cone Through 70-Deg Vertical

REPORT NUMBER: P199987

CATALOG NUMBER: GWC-AF-01-LED-E1-SL4-7030-600

**FLUX DISTRIBUTION:**

		Downward	Upward	Total
<b>House Side</b>	Lumens	437.8	0.0	437.8
	% Fixture	11.4	0.0	11.4
<b>Street Side</b>	Lumens	3411.4	0.0	3411.4
	% Fixture	88.6	0.0	88.6
<b>Total</b>	Lumens	3849.2	0.0	3849.2
	% Fixture	100.0	0.0	100.0

**Coefficient of Utilization**

**ZONAL LUMENS:**

Zone	Lumens	% Fixture
0°-10°	50.1	1.3
10°-20°	125.4	3.3
20°-30°	195.2	5.1
30°-40°	304.1	7.9
40°-50°	510.5	13.3
50°-60°	810.9	21.1
60°-70°	1081.7	28.1
70°-80°	653.2	17.0
80°-90°	118.2	3.1
90°-100°	0.0	0.0
100°-110°	0.0	0.0
110°-120°	0.0	0.0
120°-130°	0.0	0.0
130°-140°	0.0	0.0
140°-150°	0.0	0.0
150°-160°	0.0	0.0
160°-170°	0.0	0.0
170°-180°	0.0	0.0
0°-90°	3849.2	100.0
0°-180°	3849.2	100.0



REPORT NUMBER: P199987

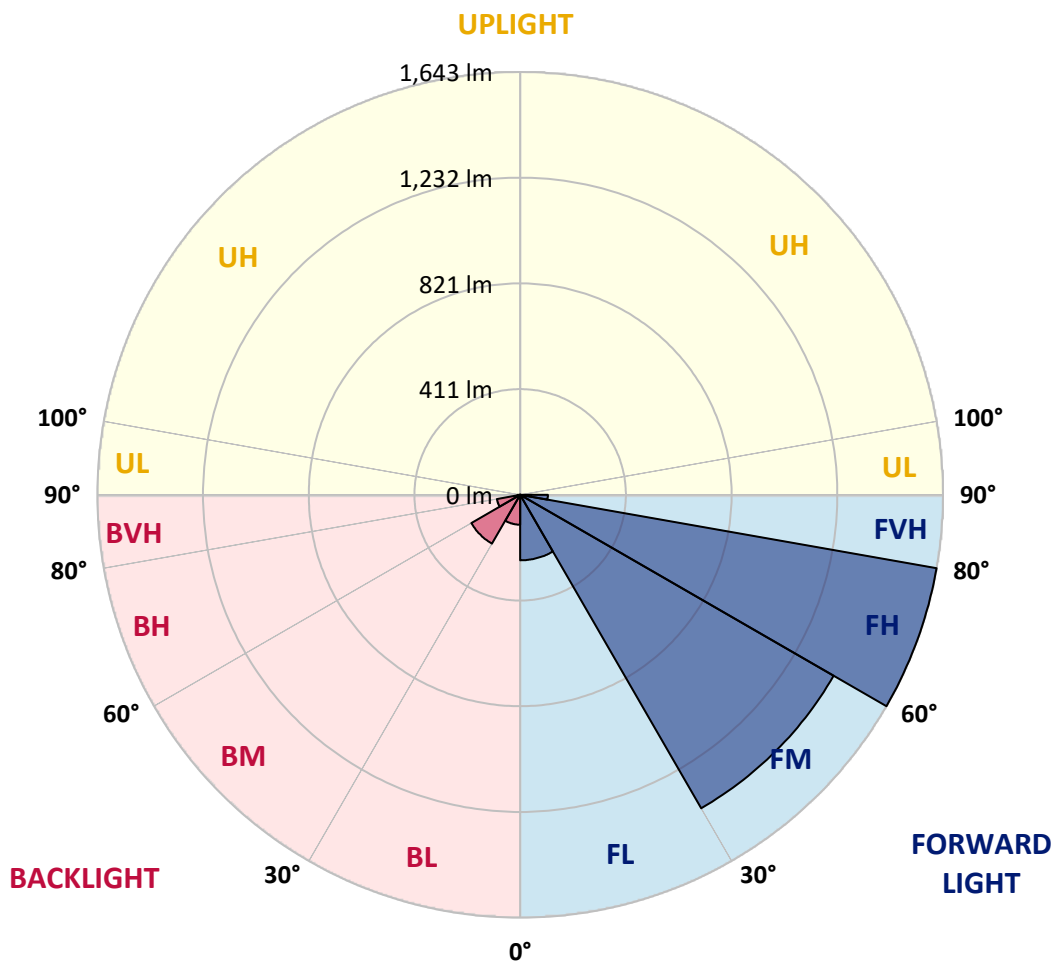
CATALOG NUMBER: GWC-AF-01-LED-E1-SL4-7030-600

**LUMINAIRE CLASSIFICATION SYSTEM LUMEN TABLE AND BUG RATING:**

Zone		Lumens	% Fixture	Zone Rating/Lumen Limit		
				B	U	G
FL	(0°-30°)	254.6	6.6			
FM	(30°-60°)	1406.3	36.5			
FH	(60°-80°)	1642.9	42.7			G1/1800
FVH	(80°-90°)	107.6	2.8			G2/225
BL	(0°-30°)	116.1	3.0	B1/500		
BM	(30°-60°)	219.1	5.7	B0/220		
BH	(60°-80°)	91.9	2.4	B0/110		G0/110
BVH	(80°-90°)	10.6	0.3			G1/100
UL	(90°-100°)	0.0	0.0		U0/0	
UH	(100°-180°)	0.0	0.0		U0/0	

**BUG Rating: B1-U0-G2**

Type IV Short





REPORT NUMBER: P199987

CATALOG NUMBER: GWC-AF-01-LED-E1-SL4-7030-600

**CANDELA DISTRIBUTION (FULL):**

	0°	5°	15°	25°	35°	39°	45°	55°	65°	75°	85°
0°	584.3	584.3	584.3	584.3	584.3	584.3	584.3	584.3	584.3	584.3	584.3
2.5°	595.7	595.6	594.0	592.7	591.8	591.4	592.1	589.2	586.7	583.6	580.2
5°	591.2	591.0	588.5	586.1	583.8	583.0	582.8	577.6	574.3	569.7	563.4
7.5°	586.2	585.3	582.1	578.1	574.0	572.1	570.2	563.2	559.7	555.0	547.8
10°	581.3	580.0	576.9	573.1	569.1	566.2	562.8	556.2	552.5	548.9	540.5
12.5°	575.9	574.9	574.1	572.4	569.7	567.2	564.7	559.0	555.0	550.8	541.2
15°	575.1	574.8	576.6	577.8	576.2	574.6	571.9	566.9	562.8	558.8	546.0
17.5°	581.5	581.3	585.7	588.9	588.1	585.3	581.6	576.2	572.8	569.4	553.4
20°	595.1	596.1	601.6	605.8	601.8	597.8	591.8	584.2	582.5	580.8	561.0
22.5°	620.9	621.9	625.8	627.4	617.2	611.6	603.1	593.4	592.1	593.4	570.3
25°	661.2	660.3	659.7	653.8	635.3	626.5	615.6	605.6	606.1	611.5	583.2
27.5°	714.7	709.4	701.2	683.6	654.0	644.3	631.2	621.8	625.5	635.7	602.6
30°	770.1	764.3	745.2	716.5	678.7	667.9	653.3	642.7	652.5	668.5	628.4
32.5°	821.4	820.5	792.7	755.8	712.7	703.3	688.7	676.8	692.6	717.1	667.1
35°	877.4	879.1	845.7	801.4	758.7	749.0	738.4	729.5	750.5	784.2	723.3
37.5°	937.2	940.7	901.4	851.3	811.1	807.1	800.9	796.9	829.6	876.1	801.8
40°	1017.3	1013.7	959.2	907.6	875.6	875.3	873.4	878.1	932.5	996.3	902.6
42.5°	1103.0	1092.6	1020.4	968.1	946.1	952.8	956.8	976.0	1056.4	1142.3	1025.5
45°	1195.4	1172.1	1084.0	1032.2	1024.8	1038.8	1052.0	1093.8	1202.2	1308.5	1160.2
47.5°	1269.1	1246.6	1149.7	1099.2	1115.5	1136.9	1162.5	1228.4	1365.4	1480.1	1293.0
50°	1327.3	1312.5	1216.0	1177.6	1215.5	1248.4	1290.3	1380.9	1535.3	1647.2	1416.1
52.5°	1383.7	1372.7	1283.0	1257.8	1333.0	1378.3	1435.3	1544.5	1709.5	1811.6	1519.7
55°	1434.5	1426.7	1355.1	1357.8	1471.0	1530.1	1601.8	1730.7	1899.3	1958.3	1607.3
57.5°	1491.8	1481.9	1437.2	1483.2	1648.6	1725.3	1818.5	1940.2	2077.3	2088.5	1674.1
60°	1549.7	1541.0	1528.4	1628.1	1874.1	1954.6	2042.9	2143.1	2258.1	2189.8	1670.1
62.5°	1599.7	1600.6	1622.7	1780.2	2094.8	2188.1	2295.7	2394.9	2421.4	2207.4	1546.7
65°	1684.6	1700.1	1766.0	1995.4	2405.6	2530.5	2662.5	2646.7	2466.6	2042.7	1281.8
67.5°	1785.7	1812.8	1946.5	2282.3	2798.3	2964.1	3015.2	2703.6	2285.6	1660.5	913.7
70°	1775.5	1812.8	2024.3	2496.1	3122.1	3233.2	3078.2	2446.9	1814.9	1084.8	485.3
72.5°	1576.6	1630.0	1865.6	2398.1	3020.0	3010.3	2672.4	1824.2	1078.3	435.6	189.7
75°	1201.7	1255.6	1458.4	1894.5	2387.0	2304.9	1896.2	1007.7	409.1	172.9	119.5
77.5°	691.2	733.1	889.7	1161.9	1514.4	1429.9	1055.5	448.2	199.2	120.5	93.3
80°	385.9	409.1	504.3	589.5	742.1	680.2	472.2	278.5	148.7	87.5	72.0
82.5°	305.1	325.8	407.9	371.8	338.9	312.7	271.3	247.9	118.8	55.1	43.0
85°	266.6	286.3	345.3	292.9	231.5	212.3	220.3	244.0	92.4	33.4	36.8
87.5°	246.9	273.3	307.7	225.6	180.3	159.7	203.3	267.5	29.7	20.8	14.9
90°	0.0	0.0	0.0	0.0	0.0	0.0	0.0	0.0	0.0	0.0	0.0



REPORT NUMBER: P199987

CATALOG NUMBER: GWC-AF-01-LED-E1-SL4-7030-600

**CANDELA DISTRIBUTION (continued):**

	90°	95°	105°	115°	125°	135°	145°	155°	165°	175°	180°
0°	584.3	584.3	584.3	584.3	584.3	584.3	584.3	584.3	584.3	584.3	584.3
2.5°	577.3	574.1	569.1	564.7	557.6	553.8	549.7	546.9	544.4	542.5	545.6
5°	559.5	553.6	542.9	531.3	517.7	506.9	497.9	489.5	483.6	479.6	482.4
7.5°	542.7	533.0	516.2	495.3	471.9	451.9	435.4	420.9	411.0	404.5	407.1
10°	533.0	521.1	495.2	462.2	427.6	396.5	370.6	348.3	332.9	324.1	325.5
12.5°	530.8	515.2	479.3	434.1	386.7	343.5	307.0	276.1	254.5	243.1	243.4
15°	532.5	512.8	464.4	407.1	347.2	292.6	247.2	209.6	184.3	171.4	171.2
17.5°	535.5	510.8	448.7	377.9	307.0	243.6	193.0	156.1	133.9	123.5	122.7
20°	538.5	507.6	431.1	346.4	265.4	198.2	151.1	122.3	108.2	102.6	102.1
22.5°	543.1	504.9	412.9	313.1	224.4	161.4	124.2	104.9	97.5	94.5	94.2
25°	550.3	503.5	393.6	278.5	187.7	135.1	108.2	96.2	92.0	90.0	89.8
27.5°	562.4	505.6	375.3	244.8	157.8	117.2	99.2	92.0	88.8	87.1	86.9
30°	578.1	511.6	356.1	212.9	134.5	105.1	93.8	89.0	86.6	84.7	84.7
32.5°	604.1	521.7	336.0	185.3	117.8	96.7	89.6	86.6	84.3	82.9	82.8
35°	642.5	541.0	317.3	162.5	105.9	90.5	86.1	83.8	82.2	81.4	81.4
37.5°	698.2	571.2	300.6	146.0	98.7	86.6	82.8	81.1	80.1	80.1	80.1
40°	773.2	613.2	287.2	135.1	94.5	83.6	80.2	78.8	78.2	78.4	78.4
42.5°	865.8	667.6	278.1	127.4	92.6	81.8	78.4	77.3	76.7	76.5	76.7
45°	971.4	729.5	277.1	121.8	90.5	80.7	77.3	76.2	75.0	74.2	74.2
47.5°	1073.8	792.2	285.1	119.7	88.5	79.2	76.4	75.2	73.4	71.7	71.7
50°	1164.4	845.6	295.9	120.5	87.6	77.3	74.8	74.2	71.4	69.5	69.3
52.5°	1236.5	886.7	304.8	122.9	88.5	75.9	72.7	72.9	70.0	68.0	67.7
55°	1294.1	913.7	302.3	125.2	90.2	75.2	71.0	71.4	69.1	66.9	66.9
57.5°	1319.5	903.8	276.3	123.3	91.6	75.4	69.7	71.2	69.3	67.3	67.3
60°	1265.2	815.1	227.6	114.7	89.8	74.8	69.1	72.0	71.8	69.8	69.7
62.5°	1101.3	656.4	176.6	101.9	83.8	71.8	67.5	71.8	74.0	73.4	73.2
65°	848.7	467.5	134.8	88.3	75.5	66.9	63.4	67.3	70.3	71.0	70.8
67.5°	550.8	286.5	103.9	75.4	66.3	61.3	58.1	59.9	60.4	60.4	60.1
70°	270.9	154.2	82.8	63.4	57.0	55.1	53.4	52.5	51.5	50.7	50.7
72.5°	133.7	100.7	68.1	53.6	49.1	48.3	48.0	46.8	46.0	45.1	44.6
75°	98.9	82.1	57.9	45.3	42.3	41.5	42.3	41.3	41.1	40.3	39.9
77.5°	81.2	69.8	49.9	38.8	36.2	34.9	36.0	36.2	36.4	35.2	34.9
80°	66.0	59.1	41.7	32.1	29.7	28.7	29.5	31.1	31.4	29.7	29.0
82.5°	47.5	48.3	33.7	25.0	23.1	22.3	23.9	25.7	26.2	23.7	23.1
85°	39.9	40.3	25.7	17.8	15.9	14.6	17.3	19.2	20.5	18.0	17.4
87.5°	16.6	23.7	14.9	10.0	8.8	7.6	9.2	10.2	12.3	11.4	11.2
90°	0.0	0.0	0.0	0.0	0.0	0.0	0.0	0.0	0.0	0.0	0.0

(END OF REPORT)